

EIGHT OR NINE
WISE WORDS

ABOUT

Letter-Writing

BY

LEWIS CARROLL

EMBERLIN AND SON

4, MAGDALEN STREET

OXFORD

FIRST PUBLISHED
1890.

Contents.

	PAGE.
<i>On Stamp-Cases</i>	5
<i>How to begin a Letter</i>	9
<i>How to go on with a Letter</i>	12
<i>How to end a Letter</i>	21
<i>On registering Correspondence</i>	23



§ I. *On Stamp-Cases.*

SOME American writer has said "the snakes in this district may be divided into one species—the venomous." The same principle applies here. Postage-Stamp-Cases may be divided into one species, the "Wonderland." Imitations of it will soon appear, no doubt: but they cannot include the two Pictorial Surprises, which are copyright.

You don't see why I call them 'Surprises' ? Well, take the Case in your left-hand, and regard it attentively. You see Alice nursing the Duchess's Baby ? (An entirely new combination, by the way: it doesn't occur in the book.) Now, with your right thumb and forefinger, lay hold of the little book, and

suddenly pull it out. *The Baby has turned into a Pig!* If *that* doesn't surprise you, why, I suppose you wouldn't be surprised if your own Mother-in-law suddenly turned into a Gyroscope!

This Case is *not* intended to carry about in your pocket. Far from it. People seldom want any other Stamps, on an emergency, than Penny-Stamps for Letters, Sixpenny-Stamps for Telegrams, and a bit of Stamp-edging for cut fingers (it makes capital sticking-plaster, and will stand three or four washings, cautiously conducted): and all these are easily carried in a purse or pocket-book. No, *this* is meant to haunt your envelope-case, or wherever you keep your writing-materials. What made me invent it was the constantly wanting Stamps of other values, for foreign Letters, Parcel Post, &c., and finding it very bothersome to get at the

kind I wanted in a hurry. Since I have possessed a "Wonderland Stamp Case", Life has been bright and peaceful, and I have used no other. I believe the Queen's laundress uses no other.

Each of the pockets will hold 6 stamps, comfortably. I would recommend you to arrange the 6, before putting them in, something like a *bouquet*, making them lean to the right and to the left alternately: thus there will always be a free *corner* to get hold off, so as to take them out, quickly and easily, one by one: otherwise you will find them apt to come out two or three at a time.

According to *my* experience, the 5*d.*, 9*d.*, and 1*s.* Stamps are hardly ever wanted, though I have constantly to replenish all the other pockets. If your experience agrees with mine, you may find it convenient to

keep only a couple (say) of each of these 3 kinds, in the 1s. pocket, and to fill the other 2 pockets with extra 1d. stamps.

§ 2. *How to begin a Letter.*

If the Letter is to be in answer to another, begin by getting out that other letter and reading it through, in order to refresh your memory, as to what it is you have to answer, and as to your correspondent's *present address* (otherwise you will be sending your letter to his regular address in *London*, though he has been careful in writing to give you his *Torquay* address in full).

Next, Address and Stamp the Envelope. "What! Before writing the *Letter*?" Most certainly. And I'll tell you what will happen if you don't. You will go on writing till the last moment, and just in the middle of the last sentence, you will become aware that 'time's up!' Then comes the hurried wind-

up — the wildly-scrawled signature — the hastily-fastened envelope, which comes open in the post—the address, a mere hieroglyphic—the horrible discovery that you've forgotten to replenish your Stamp-Case—the frantic appeal, to every one in the house, to lend you a Stamp—the headlong rush to the Post Office, arriving, hot and gasping, just after the box has closed—and finally, a week afterwards, the return of the Letter, from the Dead-Letter Office, marked “address illegible”!

Next, put your own address, *in full*, at the top of the note-sheet. It is an aggravating thing — I speak from bitter experience — when a friend, staying at some new address, heads his letter “Dover,” simply, assuming that you can get the rest of the address from his previous letter, which perhaps you have destroyed.

Next, put the date *in full*. It is another aggravating thing, when you wish, years afterwards, to arrange a series of letters, to find them dated "Feb. 17", "Aug. 2", without any year to guide you as to which comes first. And never, never, dear Madam (N.B. this remark is addressed to ladies *only*: no *man* would ever do such a thing), put "Wednesday", simply, as the date!

"That way madness lies."

§ 3. *How to go on with a Letter.*

Here is a golden Rule to begin with. *Write legibly.* The average temper of the human race would be perceptibly sweetened, if everybody obeyed this Rule! A great deal of the bad writing in the world comes simply from writing *too quickly*. Of course you reply, "I do it to save *time*". A very good object, no doubt: but what right have you to do it at your friend's expense? Isn't *his* time as valuable as yours? Years ago, I used to receive letters from a friend—and very interesting letters too—written in one of the most atrocious hands ever invented. It generally took me about a *week* to read one of his letters! I used to carry it about in my pocket, and take it out

at leisure times, to puzzle over the riddles which composed it—holding it in different positions, and at different distances, till at last the meaning of some hopeless scrawl would flash upon me, when I at once wrote down the English under it; and, when several had been thus guessed, the context would help one with the others, till at last the whole series of hieroglyphics was deciphered. If *all* one's friends wrote like that, Life would be entirely spent in reading their letters!

This Rule applies, specially, to names of people or places — and *most* specially to *foreign names*. I got a letter once, containing some Russian names, written in the same hasty scramble in which people often write “yours sincerely”. The *context*, of course, didn't help in the least: and one spelling was just as likely as another, so far as *I* knew: it was

necessary to write and tell my friend that I couldn't read any of them !

My second Rule is, don't fill *more* than a page and a half with apologies for not having written sooner !

The best subject, to *begin* with, is your friend's last letter. Write with the letter open before you. Answer his questions, and make any remarks his letter suggests. *Then* go on to what you want to say yourself. This arrangement is more courteous, and pleasanter for the reader, than to fill the letter with your own invaluable remarks, and then hastily answer your friend's questions in a postscript. Your friend is much more likely to enjoy your wit, *after* his own anxiety for information has been satisfied.

In referring to anything your friend has said in his letter, it is best to *quote the exact words*, and not to give a summary of them

in *your* words. *A*'s impression, of what *B* has said, expressed in *A*'s words, will never convey to *B* the meaning of his own words.

This is specially necessary when some point has arisen as to which the two correspondents do not quite agree. There ought to be no opening for such writing as "You are quite mistaken in thinking I said so-and-so. It was not in the least my meaning, &c., &c.", which tends to make a correspondence last for a lifetime.

A few more Rules may fitly be given here, for correspondence that has unfortunately become *controversial*.

One is, *don't repeat yourself*. When once you have said your say, fully and clearly, on a certain point, and have failed to convince your friend, *drop that subject*: to repeat your arguments, all over again, will simply lead to his doing the same; and so you will go on,

like a Circulating Decimal. *Did you ever know a Circulating Decimal come to an end?*

Another Rule is, when you have written a letter that you feel may possibly irritate your friend, however necessary you may have felt it to so express yourself, *put it aside till the next day*. Then read it over again, and fancy it addressed to yourself. This will often lead to your writing it all over again, taking out a lot of the vinegar and pepper, and putting in honey instead, and thus making a *much* more palatable dish of it! If, when you have done your best to write inoffensively, you still feel that it will probably lead to further controversy, *keep a copy of it*. There is very little use, months afterwards, in pleading "I am almost sure I never expressed myself as you say: to the best of my recollection I said so-and-so". *Far* better to be able to write "I did *not*

express myself so: these are the words I used."

My fifth Rule is, if your friend makes a severe remark, either leave it unnoticed, or make your reply distinctly *less* severe: and if he makes a friendly remark, tending towards 'making up' the little difference that has arisen between you, let your reply be distinctly *more* friendly. If, in picking a quarrel, each party declined to go more than *three-eighths* of the way, and if, in making friends, each was ready to go *five-eighths* of the way—why, there would be more reconciliations than quarrels! Which is like the Irishman's remonstrance to his gad-about daughter—"Shure, you're *always* goin' out! You go out *three* times, for *wanst* that you come in!"

My sixth Rule (and my last remark about controversial correspondence) is, *don't try to*

have the last word! How many a controversy would be nipped in the bud, if each was anxious to let the *other* have the last word! Never mind how telling a rejoinder you leave unuttered: never mind your friend's supposing that you are silent from lack of anything to say: let the thing drop, as soon as it is possible without discourtesy: remember 'speech is silvern, but silence is golden'! (N.B.—If you are a gentleman, and your friend a lady, this Rule is superfluous: *you won't get the last word!*)

My seventh Rule is, if it should ever occur to you to write, jestingly, in *dispraise* of your friend, be sure you exaggerate enough to make the jesting *obvious*: a word spoken in *jest*, but taken as *earnest*, may lead to very serious consequences. I have known it to lead to the breaking-off of a friendship. Suppose, for instance, you wish to remind

your friend of a sovereign you have lent him, which he has forgotten to repay—you might quite *mean* the words “I mention it, as you seem to have a conveniently bad memory for debts”, in jest: yet there would be nothing to wonder at if he took offence at that way of putting it. But, suppose you wrote “Long observation of your career, as a pickpocket and a burglar, has convinced me that my one lingering hope, for recovering that sovereign I lent you, is to say ‘Pay up, or I’ll summons yer!’” he would indeed be a matter-of-fact friend if he took *that* as seriously meant!

My eighth Rule. When you say, in your letter, “I enclose cheque for £5”, or “I enclose John’s letter for you to see”, leave off writing for a moment—go and get the document referred to—and *put it into the envelope*. Otherwise, you are pretty certain

to find it lying about, *after the Post has gone!*

My ninth Rule. When you get to the end of a note-sheet, and find you have more to say, take another piece of paper—a whole sheet, or a scrap, as the case may demand: but, whatever you do, *don't cross!* Remember the old proverb '*Cross-writing makes cross reading*'. "The *old* proverb?" you say, enquiringly. "*How old?*" Well, not so *very* ancient, I must confess. In fact, I'm afraid I invented it while writing this paragraph! Still, you know, '*old*' is a *comparative* term. I think you would be *quite* justified in addressing a chicken, just out of the shell, as "*Old boy!*", *when compared* with another chicken, that was only half-out!

§ 4. *How to end a Letter.*

If doubtful whether to end with 'yours faithfully', or 'yours truly', or 'yours most truly', &c. (there are at least a dozen varieties, before you reach 'yours affectionately'), refer to your correspondent's last letter, and make your winding-up *at least as friendly as his*: in fact, even if a shade *more* friendly, it will do no harm!

A Postscript is a very useful invention: but it is *not* meant (as so many ladies suppose) to contain the real *gist* of the letter: it serves rather to throw into the shade any little matter we do *not* wish to make a fuss about. For example, your friend had promised to execute a commission for you in town, but forgot it, thereby putting you to

great inconvenience : and he now writes to apologize for his negligence. It would be cruel, and needlessly crushing, to make it the main subject of your reply. How much more gracefully it comes in thus ! “ P.S. Don’t distress yourself any more about having omitted that little matter in town. I won’t deny that it *did* put my plans out a little, at the time : but it’s all right now. I often forget things, myself : and ‘ those who live in glass-houses, mustn’t throw stones ’, you know ! ”

When you take your letters to the Post, *carry them in your hand*. If you put them in your pocket you will take a long country-walk (I speak from experience), passing the Post-Office *twice*, going and returning, and, when you get home, will find them *still* in your pocket.

§ 5. *On registering Correspondence.*

Let me recommend you to keep a record of Letters Received and Sent. I have kept one for many years, and have found it of the greatest possible service, in many ways: it secures my *answering* Letters, however long they have to wait; it enables me to refer, for my own guidance, to the details of previous correspondence, though the actual Letters may have been destroyed long ago; and, most valuable feature of all, if any difficulty arises, years afterwards, in connection with a half-forgotten correspondence, it enables me to say, with confidence, "I did *not* tell you that he was 'an *invaluable* servant in

every way’, and that you *couldn't* ‘trust him too much’. I have a *précis* of my letter. What I said was ‘he is a *valuable* servant in *many* ways, but *don't* trust him too much’. So, if he’s cheated you, you really must not hold *me* responsible for it !”

I will now give you a few simple Rules for making, and keeping, a Letter-Register.

Get a blank book, containing (say) 200 leaves, about 4 inches wide and 7 high. It should be *well* fastened into its cover, as it will have to be opened and shut hundreds of times. Have a line ruled, in red ink, down each margin of every page, an inch off the edge (the margin should be wide enough to contain a number of 5 digits, easily: *I* manage with a $\frac{3}{4}$ inch margin: but, unless you write very small you will find an inch more comfortable).

Write a *précis* of each Letter, received or

sent, in chronological order. Let the entry of a 'received' Letter reach from the left-hand edge to the right-hand marginal line; and the entry of a 'sent' Letter from the left-hand marginal line to the right-hand edge. Thus the two kinds will be quite distinct, and you can easily hunt through the 'received' Letters by themselves, without being bothered with the 'sent' Letters; and *vice versâ*.

Use the *right-hand* pages only: and, when you come to the end of the book, turn it upside-down, and begin at the other end, still using right-hand pages. You will find this much more comfortable than using left-hand pages.

You will find it convenient to write, at the top of every sheet of a 'received' Letter, its Register-Number in full.

I will now give a few (ideal) specimen pages of my Letter-Register, and make a

few remarks on them : after which I think you will find it easy enough to manage one for yourself.

29217	/90.	
(217)	Ap. 1 (Tu.) <i>Jones, Mrs.</i> am	27518
sendg,	as present from self and Mr.	
J., a	white elephant.	225
(218)	do. <i>Wilkins & Co.</i> bill, for	28743
grand	piano, £175 10s. 6d. [pd	221, 2
(219)	do. <i>Scareham, H.</i> [writes from	
'Grand	Hotel, Monte Carlo'] asking	
to borr	ow £50 for a few weeks (!)	⊙
⊙	(220) do. <i>Scareham, H.</i> would	like to
	know <i>object</i> , for wh loan is	asked,
	and <i>security</i> offered.	
218	(221) Ap. 3. <i>Wilkins & Co.</i>	in pre-
	vious letter, now before me,	you
	undertook to supply one for	£120:
246	decling to pay more.	
23514	(222) do. <i>Cheetham & Sharp.</i>	have
218	written 221—enclosing previo	us let-
228	ter—is law on my side?	┌
(223)	Ap. 4. <i>Manager, Goods Statn,</i>	
G. N.	R. White Elephant arrived, ad-	
dresse	d to you—send for it at once—	
'very	savage'.	226

29225	/90.	
217	(225) Ap. 4. (F) <i>Jones, Mrs.</i> th	anks,
230	but no room for it at present, am	send-
223	ing it to Zoological Gardens.	
223	(226) do. <i>Manager, Goods Sta</i>	tn, G.
	<i>N.R.</i> please deliver, to bearer	of this
	note, case containg White Ele-	phant
	addressed to me.	
223	(227) do. <i>Director Zool. Garde</i>	ns. (en-
	closing above note to R.W. <i>Manager</i>)	
	call for valuable animal, presented to	
229	Gardens.	
(228)	Ap. 8. <i>Cheetham & Sharp.</i> you	222
misqu	te enclosed letter, limit named	
is £180.		237
(229)	Ap. 9. <i>Director, Zoo. Gardens.</i>	227
case de	livered to us contained 1 doz.	230
Port —	consumed at Directors' Ban-	
quet —	many thanks.	
225	(230) do. <i>T Jones, Mrs.</i> why	call a
⊙	doz. of Port a 'White Elephant'?	
(231)	do. <i>T Jones, Mrs.</i> 'it was a	⊙
joke'.		

29233	/90.	
242	(233) Ap. 10. (Th) <i>Page & Co.</i> orderg Macaulay's Essays and "Jane Eyre" (cheap edtn).	
(234) 2 or 3	do. <i>Aunt Femima</i> —invitg for days after the 15th. [236
(235) recevd & Co.	do. <i>Lon. and West. Bk.</i> have £250, pd to yr Acct fm Parkins & Co. Calcutta [en]	
234	(236) do. <i>Aunt Femima</i> —can possibly come this month, will write	not
239	when able. [
228	(237) Ap. 11. <i>Cheetham and</i> Co. re- turn letter enclosed to you. [X	
240	(238) do. <i>Morton, Philip.</i> Cou lend me Browning's 'Dramatis Per- sonæ' for a day or 2?	uld you
245		son Per-
(239)	Ap. 14. <i>Aunt Femima</i> , leav- ing ho use at end of month: address '136, Royal Avenue, Bath.' [236
(240)	Ap. 15. <i>Cheetham and Co.</i> , returng letter as reqd, bill 6/6/8. [237 244

29242	/90.		
(242) for book	Ap. 15. (Tu) <i>Page & Co.</i> bill ks, as ordered, 15/6	[} 233
(243)	do. ¶ <i>do.</i> books		} 247
240 248	(244) do. <i>Cheetham and Co.</i> c derstand the 6/8—what is £6		an un- for?
(245) matis	Ap. 17. ¶ <i>Morton, P.</i> 'Dra- Personæ', as asked for. [retd		238 249
221 250	(246) do. <i>Wilkins and Co.</i> with bill, 175/10/6, and ch. for do.		[en
243	(247) do. <i>Page and Co.</i> bill, postal ¼107258 for 15/- and		15/6, 6 stps.
(248) was a	Ap. 18. <i>Cheetham and Co.</i> it 'clerical error' (!)		244
245	(249) Ap. 19. <i>Morton, P.</i> returng Browning with many thanks.		
(250) bill.	do. <i>Wilkins and Co.</i> receiptd		246

I begin each page by putting, at the top left-hand corner, the next entry-number I am going to use, *in full* (the last 3 digits of each entry-number are enough afterwards); and I put the date of the year, at the top, in the centre.

I begin each entry with the last 3 digits of the entry-number, enclosed in an oval (this is difficult to reproduce in print, so I have put round-parentheses here). Then, for the *first* entry in each page, I put the day of the month and the day of the week: afterwards, 'do.' is enough for the month-day, till it changes: I do not repeat the week-day.

Next, if the entry is *not* a letter, I put a symbol for 'parcel' (see Nos. 243, 245) or 'telegram' (see Nos. 230, 231) as the case may be.

Next, the name of the person, underlined (indicated here by italics).

If an entry needs special further attention,

I put [at the end : and, when it has been attended to, I fill in the appropriate symbol, e.g. in No. 218, it showed that the bill had to be *paid* ; in No. 222, that an answer was really *needed* (the ' × ' means ' attended to ') ; in No. 234, that I owed the old lady a visit ; in No. 235, that the item had to be entered in my account book ; in No. 236, that I must not forget to write ; in No. 239, that the address had to be entered in my address-book ; in No. 245, that the book had to be returned.

I give each entry the space of 2 lines, whether it fills them or not, in order to have room for references. And, at the foot of each page I leave 2 or 3 lines *blank* (often useful afterwards for entering omitted Letters) and miss one or 2 numbers before I begin the next page.

At any odd moments of leisure, I ' make up ' the entry-book, in various ways, as follows :—

(1) I draw a *second* line, at the right-hand end of the 'received' entries, and at the left-hand end of the 'sent' entries. This I usually do pretty well 'up to date'. In my Register the first line is *red*, the second *blue*: here I distinguish them by making the first thin, and the second *thick*.

(2) Beginning with the last entry, and going backwards, I read over the names till I recognise one as having occurred already: I then link the two entries together, by giving the one, that comes first in chronological order, a 'foot-reference' (see Nos. 217, 225). I do not keep this 'up-to-date', but leave it till there are 4 or 5 pages to be done. I work back till I come among entries that are all supplied with 'foot-references', when I once more glance through the last few pages, to see if there are any entries not yet supplied with head-references: *their* prede-

cessors may need a special search. If an entry is connected, in subject, with another under a different name, I link them by cross-references, distinguished from the head- and foot-references by being written *further from the marginal line* (see No. 229). When 2 consecutive entries have the same name, and are both of the same kind (i.e. both 'received' or both 'sent') I bracket them (see Nos. 242, 243); if of different kinds, I link them with the symbol used for Nos. 219, 220.

(3) Beginning at the earliest entry not yet done with, and going forwards, I cross out every entry that has got a head- and foot-reference, and is done with, by continuing the extra line *through* it (see Nos. 221, 223, 225). Thus, wherever a *break* occurs in this extra line, it shows there is some matter still needing attention. I do not keep this anything like 'up to date', but leave it till there

are 30 or 40 pages to look through at a time. When the first page in the volume is thus completely crossed out, I put a mark at the foot of the page to indicate this; and so with pages 2, 3, &c. Hence, whenever I do this part of the 'making up', I need not begin at the beginning of the volume, but only at the *earliest page that has not got this mark.*

All this looks very complicated, when stated at full length: but you will find it perfectly simple, when you have had a little practice, and will come to regard the 'making-up' as a pleasant occupation for a rainy day, or at any time that you feel disinclined for more severe mental work. In the Game of Whist, Hoyle gives us one golden Rule, "When in doubt, win the trick"—I find that Rule admirable for real life: when in doubt what to do, I 'make-up' my Letter-Register!

THE END.

Works by Lewis Carroll.

PUBLISHED BY

MACMILLAN & CO., LTD., LONDON.

Alice's Adventures in Wonderland. With Forty-two Illustrations by TENNIEL. (First published in 1865.) Crown 8vo, cloth, gilt edges, price 6s. net. Ninetieth Thousand.

The same; People's Edition. (First published in 1887.) Crown 8vo, cloth, price 2s. 6d. net. One hundred and forty-third Thousand.

The same; Illustrated Pocket Classics for the Young, Fcap. 8vo, cloth, with full gilt back and gilt top, 2s. net. Limpleather, with full gilt back and gilt edges, 3s. net.

The same. 8vo, sewed, 6d.; cloth, 1s.

The same; Miniature Edition. Pott 8vo, 1s. net.

The same; Little Folks' Edition. Square 16mo. With Coloured Illustrations. 1s. net.

Aventures d'Alice au pays des Merveilles. Traduit de l'Anglais par HENRY BUE. Ouvrage illustré de 42 Vignettes par JOHN TENNIEL. (First published in 1869.) Crown 8vo, cloth, gilt edges, price 6s. net. Second Thousand.

Le Avventure d'Alice nel paese delle Meraviglie. Tradotte dall'Inglese da T. PIETROCOLA-ROSSETTI. Con 42 Vignette di GIOVANNI TENNIEL. (First published in 1872.) Crown 8vo, cloth, gilt edges, price 6s. net.

Works by Lewis Carroll.

PUBLISHED BY

MACMILLAN & CO., LTD., LONDON.

Alice's Adventures Under Ground. Being a Facsimile of the original MS. Book, which was afterwards developed into "Alice's Adventures in Wonderland." With Thirty-seven Illustrations by the Author. (Begun, July, 1862; finished, Feb., 1863; first published, in facsimile, in 1886.) Crown 8vo, cloth, gilt edges, price 4s. net. Fourth Thousand.

Through the Looking-Glass; and what Alice found there. With Fifty Illustrations by TENNIEL. (First published in 1871.) Crown 8vo, cloth, gilt edges, price 6s. net. Sixty-third Thousand.

The same; People's Edition. (First published in 1887.) Crown 8vo, cloth, price 2s. 6d. net. Eighty-fourth Thousand.

The same; illustrated Pocket Classics for the Young. Fcap. 8vo, cloth, with full gilt back and gilt top, 2s. net. Limp leather, with full gilt back and gilt edges, 3s. net.

The same. 8vo, sewed, 6d.; cloth 1s.

The same; Little Folks' Edition. Square 16mo. With Coloured Illustrations. 1s. 6d. net.

Alice's Adventures in Wonderland; and Through the Looking-Glass; People's Editions. Both Books together in One Volume. (First published in 1887.) Crown 8vo, cloth, price 4s. 6d. net.

Works by Lewis Carroll.

PUBLISHED BY

MACMILLAN & CO., LTD., LONDON.

The Hunting of the Snark. An Agony in Eight Fits. With Nine Illustrations, and two large gilt designs on cover, by HENRY HOLIDAY. (First published in 1876.) Crown 8vo, cloth, gilt edges, price 4s. 6d. net. Twenty-third Thousand.

Rhyme? and Reason? With Sixty-five Illustrations by Arthur B. FROST, and Nine by HENRY HOLIDAY. (First published in 1883, being a reprint, with a few additions, of the comic portions of "Phantasmagoria, and other Poems," published in 1869, and of "The Hunting of the Snark," published in 1876.) Crown 8vo, cloth, gilt edges, price 6s. net. Eighth Thousand.

Sylvie and Bruno concluded. With Forty-six Illustrations by HARRY FURNISS. (First published in 1893.) Fifth Thousand. Crown 8vo, cloth, gilt edges, price 7s. 6d. net. People's Edition, 2s. 6d. net. N.B.—This book contains 411 pages.

The Story of Sylvie and Bruno, In One Volume. With Illustrations by HARRY FURNISS. Crown 8vo, 3s. 6d. net.

Three Sunsets, and other Poems. With Twelve Illustrations by E. GERTRUDE THOMSON. Fcap. 4to, cloth, gilt edges, price 4s. net.

N.B.—This is a reprint, with a few additions, of the serious portion of "Phantasmagoria, and other Poems," published in 1869.

Works by Lewis Carroll.

PUBLISHED BY

CHATTO & WINDUS,

111 ST. MARTIN'S LANE, LONDON, W.C.

Price 1s. net, boards; 2s. net, bound in leather.

FEEDING THE MIND.

A lecture delivered in 1884.

With Preface by WILLIAM H. DRAPER.

ALWAYS IN STOCK AT

EMBERLIN & SON, OXFORD.

POSTAGE ONE PENNY.

ADVICE TO WRITERS.

Buy "THE WONDERLAND CASE FOR POSTAGE-STAMPS," invented by LEWIS CARROLL, October 29, 1888, size 4 inches by 3, containing 12 separate pockets for stamps of different values, 2 Coloured Pictorial Surprises taken from *Alice in Wonderland*, and 8 or 9 Wise Words about Letter-Writing. It is published by Messrs. EMBERLIN & SON, 4 Magdalen Street, Oxford. Price 1s.

N.B.—If ordered by Post, an additional payment will be required, to cover cost of postage, as follows:—

One, two, three, or four copies, 1d. Five to fourteen do., 3d. Each subsequent fourteen or fraction thereof, 1d.



The Wonderland



Postage-Stamp Case

PUBLISHED BY
EMBERLIN AND SON,
4, MAGDALEN STREET,
OXFORD.




(POST FREE, 13d.)
PRICE ONE SHILLING





$\frac{1}{2}$ d.



$1\frac{1}{2}$ d.




1d.




1d.



2d.



$2\frac{1}{2}$ d.



3d.



4d.



5d.



6d.



9d.



1s.

Invented by



Lewis Carroll

MDCCCLXXXIX